

PRM Model

Production technologies

Each stage in the production process of the PRM platforms is performed to high quality standard using a range of Coop. Bilanciai technologies: sand-blasting equipment, robotic welding stations, automated painting systems with variable temperature curing ovens (up to 180° C). In addition, sophisticated automated calibration stations ensure full testing in accordance with Legal Metrology requirements.



Robotic welding systems



Platform scale sampling phase



Platform scale sand-blasting equipment

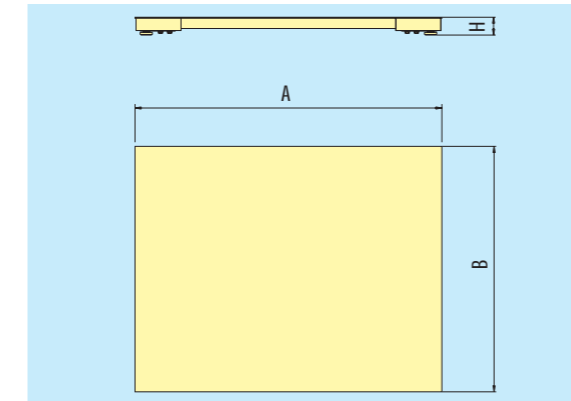


Sand-blasting access ramps



View of platform scale storage

PRM



Model	Dimensions (mm)			Basic Version Capacity (kg)	Basic Version Division (g)	Multirange Version Capacity (kg)	Multirange Version Division (g)	Max. load allowed (kg)	Weight (kg)
	A	B	H						
PRM 80.60	800	600	75	150	50	-	-	600	50
				300	100	150/300	50/100	600	
				600	200	300/600	100/200	1000	
PRM 100.100	1000	1000	90	300	100	150/300	50/100	600	110
				600	200	300/600	100/200	1500	
				1500	500	600/1500	200/500	3000	
PRM 125.125	1250	1250	90	300	100	150/300	50/100	600	136
				600	200	300/600	100/200	1500	
				1500	500	600/1500	200/500	3000	
PRM 150.125	1500	1250	90	600	200	300/600	100/200	1500	158
				1500	500	600/1500	200/500	3000	
				3000	1000	1500/3000	500/1000	5000	
PRM 150.150	1500	1500	90	600	200	300/600	100/200	1500	172
				1500	500	600/1500	200/500	3000	
				2000	500	600/1500/2000	200/500/1000	3000	
PRM 200.125	2000	1250	90	1500	500	600/1500	200/500	3000	228
				2000	500	600/1500/2000	200/500/1000	3000	
				3000	1000	1500/3000	500/1000	5000	
PRM 200.150	2000	1500	90	1500	500	600/1500	200/500	3000	252
			90	2000	500	600/1500/2000	200/500/1000	3000	252
			90	3000	1000	1500/3000	500/1000	5000	252
			130	6000	2000	3000/6000	1000/2000	8000	440
			130	8000	2000	-	-	8000	440
PRM 250.150	2500	1500	130	3000	1000	1500/3000	500/1000	6000	530
				6000	2000	3000/6000	1000/2000	8000	530
				8000	2000	-	-	8000	530



**SOCIETÀ COOPERATIVA
BILANCI AI**

Weighing Instruments and Technologies


Società Cooperativa Bilanciai Campogalliano a.r.l.
41011 Campogalliano (MO) Italy - Via S. Ferrari, 16
Tel. 059/89.36.11 r.a. - Fax 059/52.70.79
Internet: www.coopbilanciai.it
E-mail cb@coopbilanciai.it
Servizio postvendita
Tel. 059/89.36.12 - Fax 059/52.72.94

In order to improve the technological aspects of the equipment, the company reserves the right to make any variations and modifications to the illustrated products and photographs as may be considered necessary, at any moment and without advance warning.

N.812600 - 0441 - metstudio



Platform scales



PRM model 



**SOCIETÀ COOPERATIVA
BILANCI AI**

PRM Model

General characteristics

PRM platforms are characterized by their extremely compact frame and high degree of sturdiness and overload resistance. Weight measurement is effected by four stainless steel load cells with an IP 67 protection rating. This one piece design, with feet for levelling connected directly to the cells, is a simple and functional system for transmitting the load. In addition it takes up a limited amount of space and is maintenance free.



Pit mounted version

PRM Model

General characteristics

PRM platforms are available in two versions:

- painted
- anticorrosive in AISI 304 stainless steel for use in harsher environments.

Available with a surround frame for pit mounted versions; for the floor mounted version, optional access ramps can be attached for weighing trolleys. It is possible to connect all the electronic terminals to the platforms manufactured by Coop Bilanciai. Weighing systems configured in this manner are equipped with CE marking in conformance with requirements in Directive 90/384 EEC.



Floor mounted version



Stainless steel version with access ramps

PRM Model


Optional equipment

- Anticorrosive version frame entirely in AISI 304 stainless steel
- Surround frame for pit mounted version, h 100 mm; for capacities 6000 and 8000 kg; h 130 mm
- Non-slip access ramps, L 900 mm; for capacities 6000 and 8000 kg, L 1300 mm

- Multirange version
- High resolution version (for internal use) up to a max of 10000 divisions

Technical specifications

- Capacities from 150 to 8000 kg
- 4 load cells entirely in stainless steel (IP 67)
- Stainless steel adjustable feet



PRM solution with access ramps

PRM pit mounted solution with frame



Load cell mod. TI in IP 67 stainless steel



Load cell mod. NTI in IP 67 stainless steel for capacities to 3000 kg



Load cell housing (detail)



View of the framework